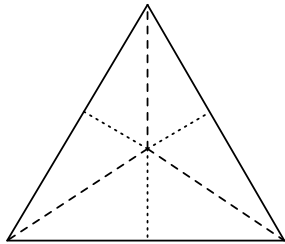
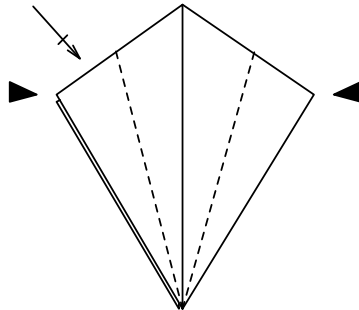


Flying Pterodactyl

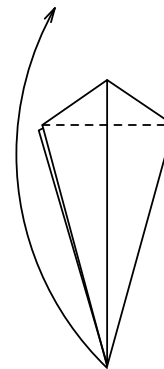
(c) Marc Vigo Anglada
Diagrammed on April 23, 1994



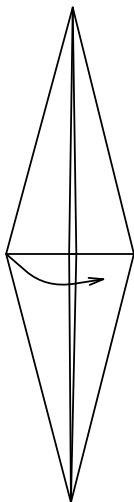
1 Begin with an equilateral triangle. Make a preliminary fold



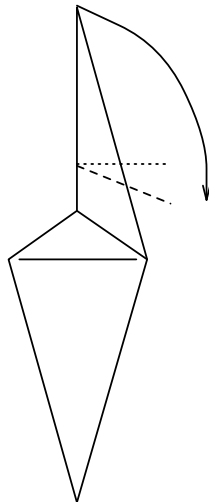
2 Reverse fold the three corners



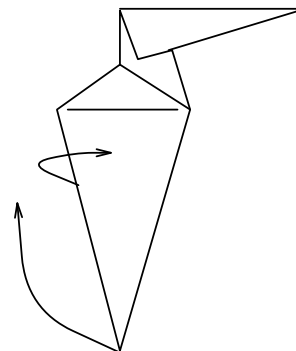
3



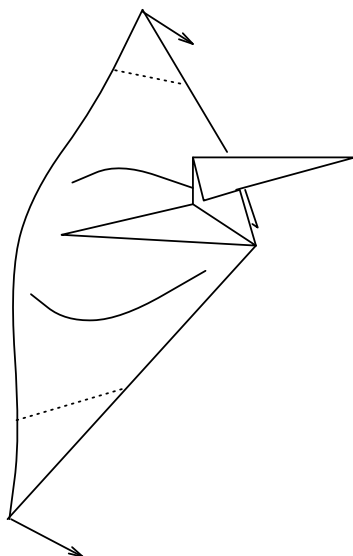
4 Fold one layer to the right



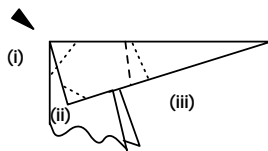
5 Crimp fold



6 Unfold inner layer while raising wings



7 Fold wings slightly down



8 Head detail
(i) Sink tip of head
(ii) Mountain fold
(iii) Crimp fold

