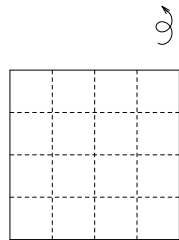


Plane unit

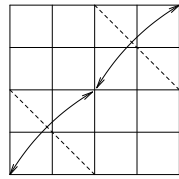
Maarten van Gelder

© 1994 Apr

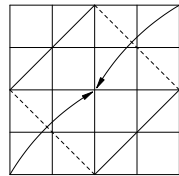
You may couple this units in two directions. So they can make a plane of squares. You may create two different mosaics on both sides of the plane. See 'Vest' as an example.



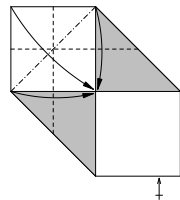
1 Precrease.



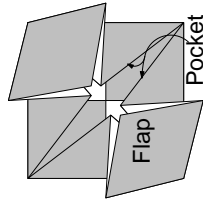
2



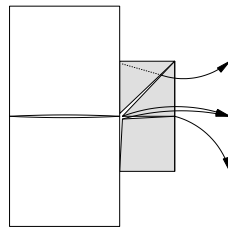
3



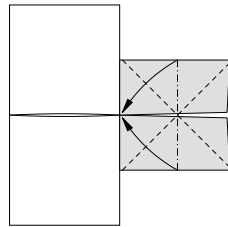
4



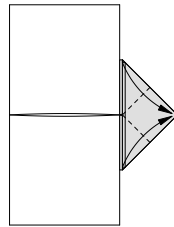
5 Put flap in pocket to couple two units.



7 Locking the edge of the assembly. Get paper out.

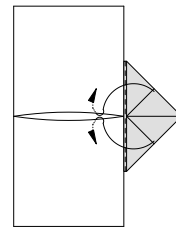


8

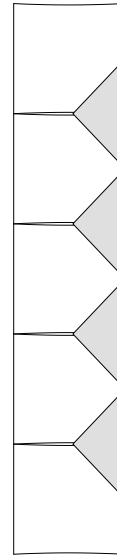


9

6 Fill the plane by coupling more units.



10 Fold flap up and lock it with the two small triangles.



11 The edge will look like this.