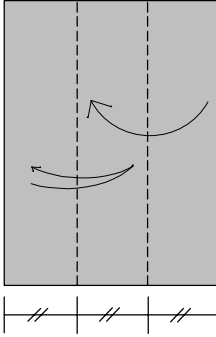


Boat III

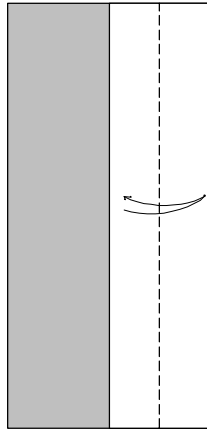
© 1997 Sy Chen

Designed in 4/97 and diagrammed in 5/97;
A variation from Sy's Boat II but effectively
taking advantage of rectangle shape


1. Start from rectangle (3x4, A4,
letter-size, or most of the magazine
papers) with boat color up; Fold
right side; Fold and unfold left side




2. Enlarged; Fold and unfold



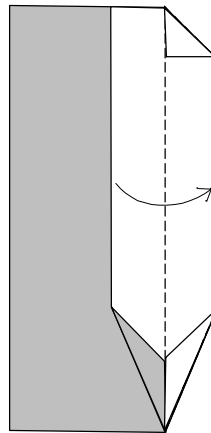
3. Fold 3 corners



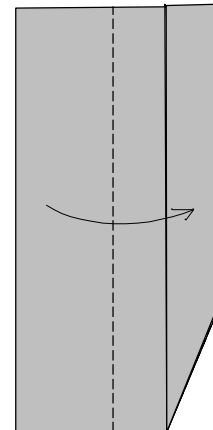
4.



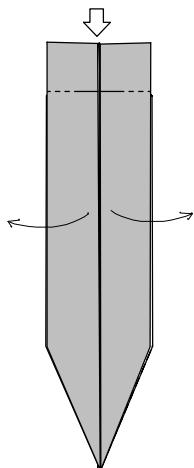
5.



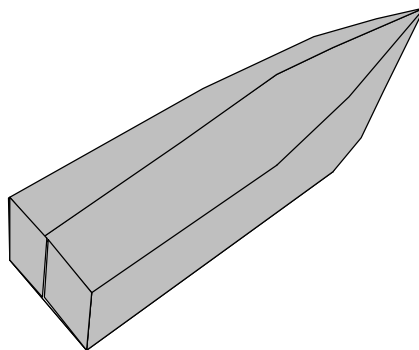
6. Repeat steps 2-5 for left
hand side



7. Open to form 3D



8. Finished



* Ready for variation? Try to make this
one.

