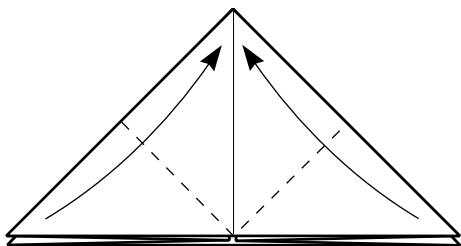
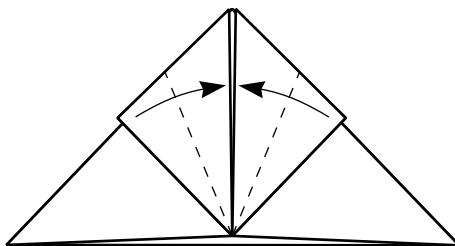


# Skákající žába (tradiční)

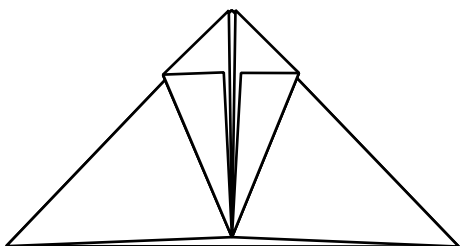
Nakreslil František Grebeníček (2000)  
www.origami.cz



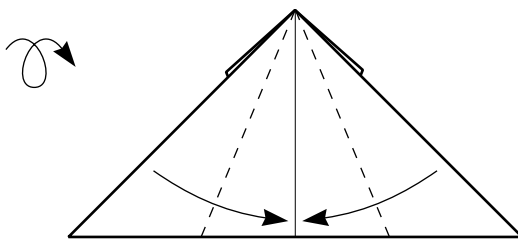
1) Začínáme ze základu na vodní bombu (waterbomb base).



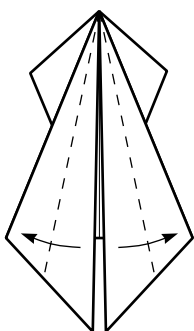
2)



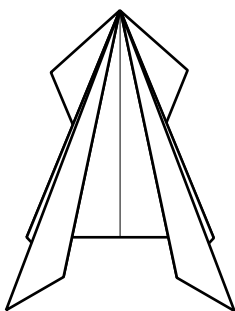
3)



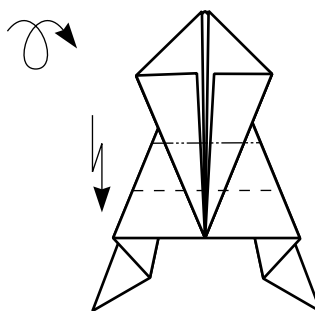
4)



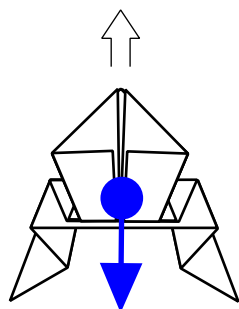
5)



6)



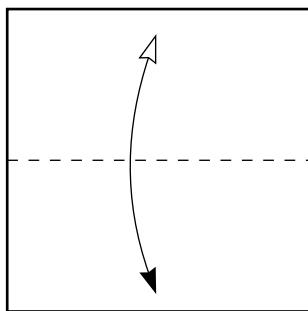
7) Harmonikový sklad - nepřilíš ostré hrany.



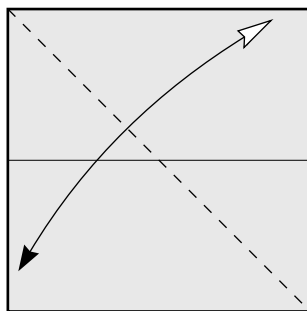
8) Přimáčknout prstem v místě modrého puntíku a potáhnout ve směru modré šipky. Žabka skočí dopředu.

# Základ na vodní bombu

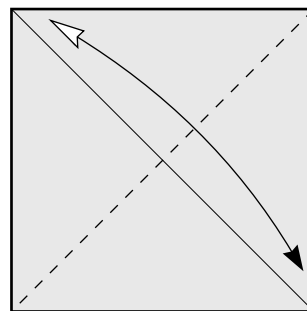
Nakreslil František Grebeníček (2000)  
www.origami.cz



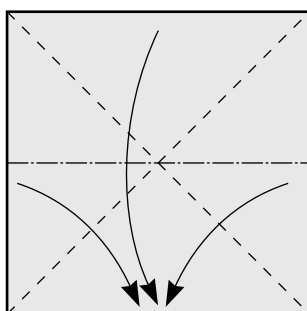
1) Vytvoříme hrany.



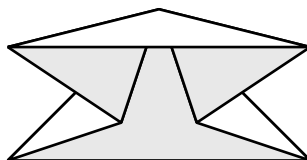
2)



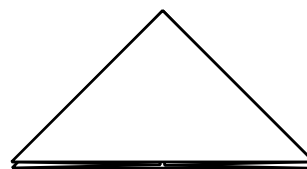
3)



4) Složíme podle vytvořených hran.



5)



6) Toto je základ vodní bomby.